

# VAR-AM35CustomBoard v2.3B



## CONTENT

PAGE NO.	SCHEMATIC PAGE
1	COVER PAGE
2	Block Diagram
3	SOM DIMM CONNECTOR
4	USB2.0 OTG ,HOST ,HUB
5	LCD, HDMI, TV OUT,LVDS,TOUCH
6	Audio, UART,Ethernet ,SDIO, GPIO
7	Extension connectors
8	Power

### Disclaimer:

SchematicS are for reference only.  
 Variscite LTD provides no warranty for the use of  
 these schematics.  
 Schematics are subject to change without notice.

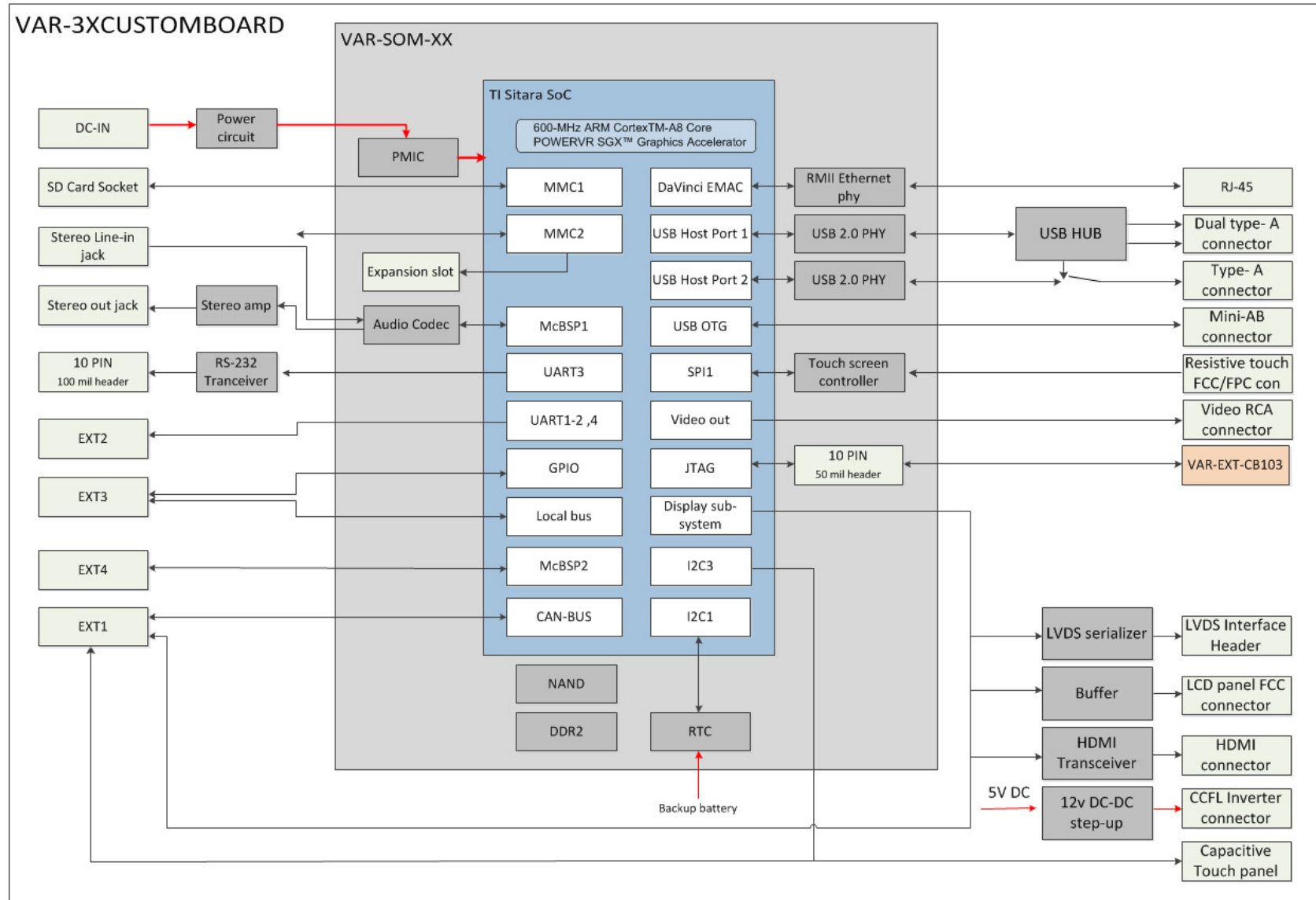
## Revision History

Rev 2.0	Added Features: 3 Port USB Composite Video Out VAR-SOM-37xx Support
Rev 2.0 A	VAR-SOM-37xx Assembly
Rev 2.0 B	VAR-SOM-35xx Assembly
Rev 2.1	VAR-SOM-AM35xx Assembly option
Rev 2.1 A	VAR-SOM-37xx Assembly
Rev 2.1 B	VAR-SOM-35xx Assembly
Rev 2.2	Adding GPIO level translator , Line in improvements
Rev 2.2 A	VAR-SOM-37xx Assembly
Rev 2.2 B	VAR-SOM-35xx Assembly
Rev 2.21	SD Card Connector Replace J1.123 switched with J1.121 (USBHOST2_DM /USBHOST2_DP)
Rev 2.3	Extension connectors part number change J1.158 changed to GPIO64
Rev 2.3A	TV OUT Filter- C89 NC
Rev 2.3B	VAR-SOM-AM35 Symbol- pin 185 changed to GPIO157



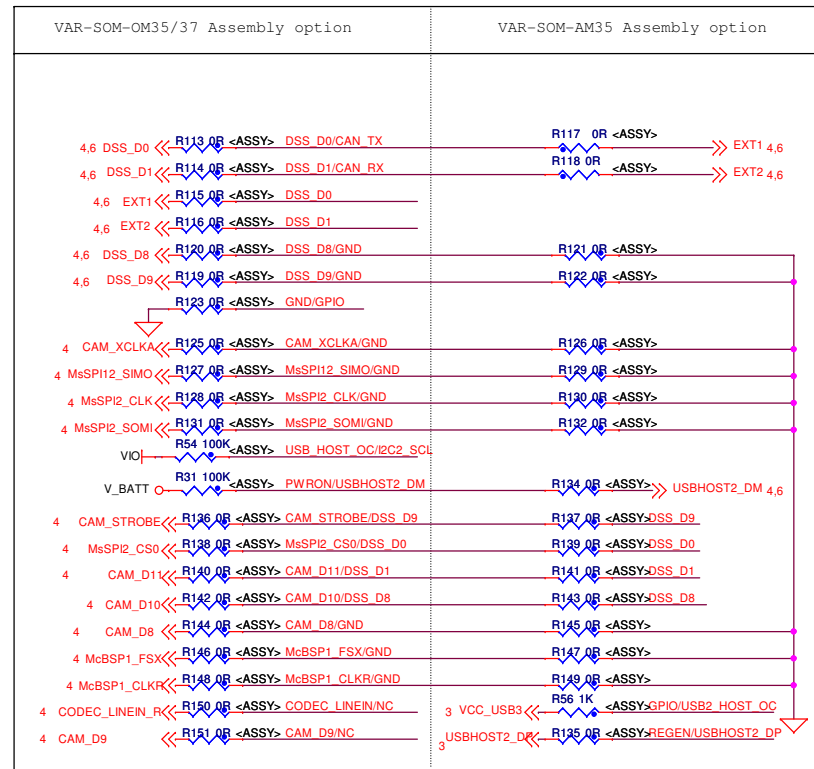
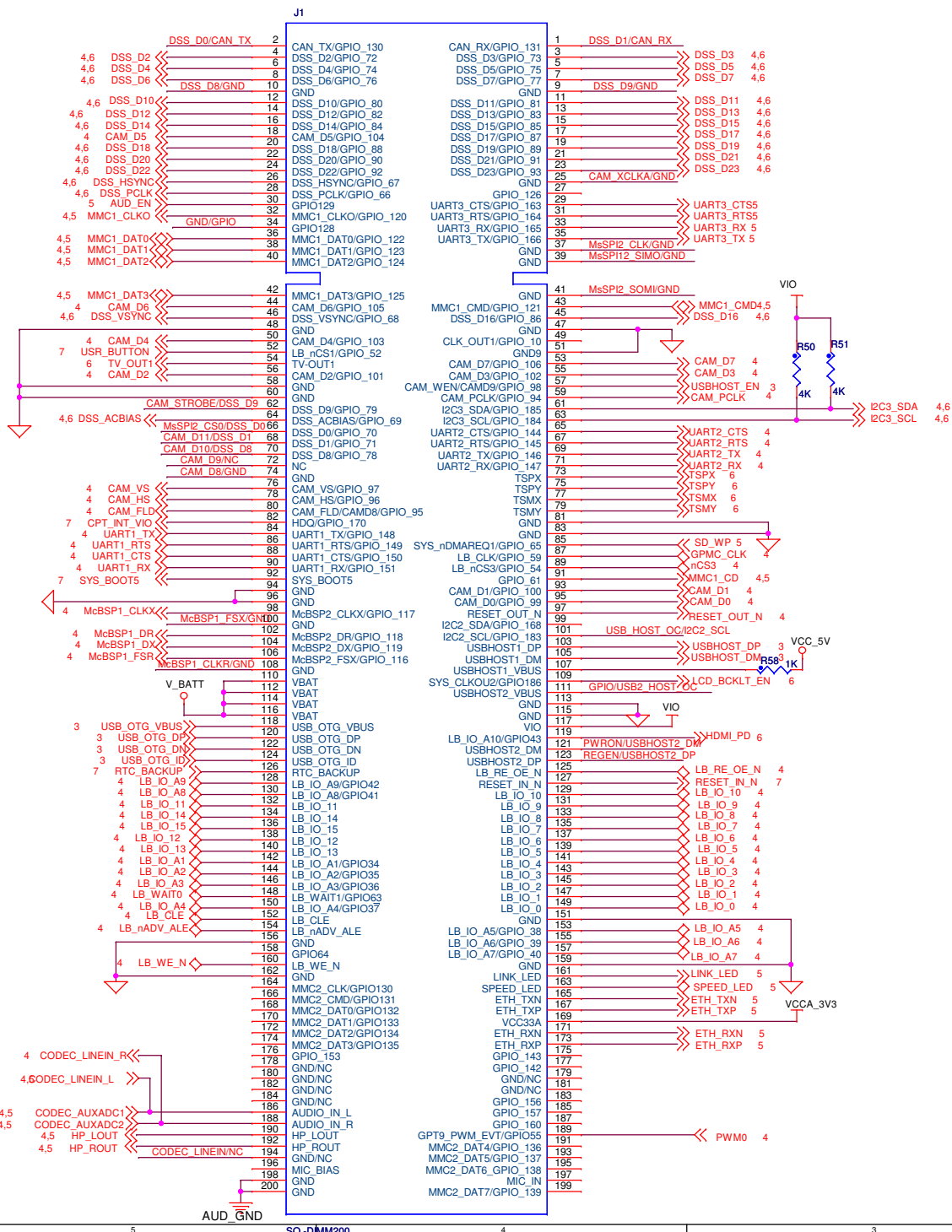
Title 1. Cover			
Size A3	Document Number VAR-AM35CustomBoard v2.21	Project VAR-AM35CustomBoard	Rev 2.3B
Designer: Date:	<Designer> Sunday, December 04, 2011	Approved By: Sheet	<Approved By> 1 of 8


# 02 - Block Diagram



Title 2. Block Diagram			
Size A3	Document Number VAR-AM35CustomBoard v2.21	Project VAR-AM35CustomBoard	Rev 2.3B
Designer: Sunday, December 04, 2011	<Designer>	Approved By: Sheet 2 of 8	<Approved By>

# 03 - VAR-SOM-AM35 Connector

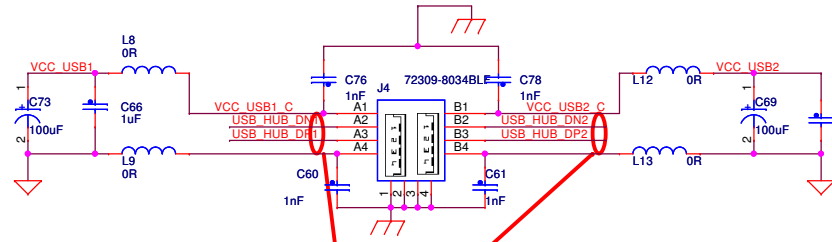




Title 03 - VAR-SOM-AM35 Connector			
Size A3	Document Number VAR-AM35CustomBoard v2.21	Project VAR-AM35CustomBoard	Rev 2.3B
Designer: <Designer>		Approved By: <Approved By>	
Date: Sunday, December 04, 2011		Sheet 3 of 8	

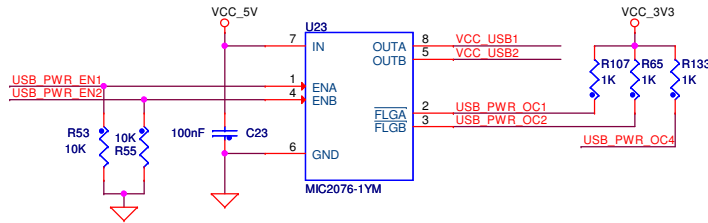
# 4. USB2.0 OTG ,HOST ,HUB

USB PORT 1-2 : 2 x USB 2.0 Host - Dual Type A

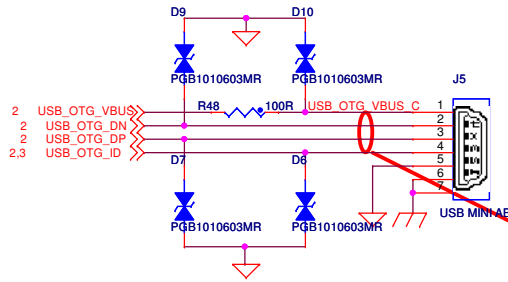


**LAYOUT NOTE:**  
 USB 2.0 Differential Pair, annotated with a ring around the pair. Follow USB 2.0 routing guidelines.  
 Length Match: +/- 100 mils  
 Differential Impedance: 90 ohms

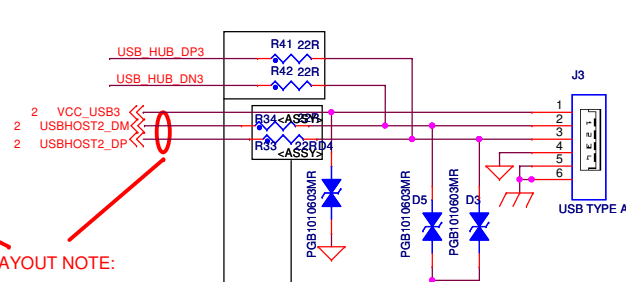
## Power Distribution



## USB 2.0 OTG



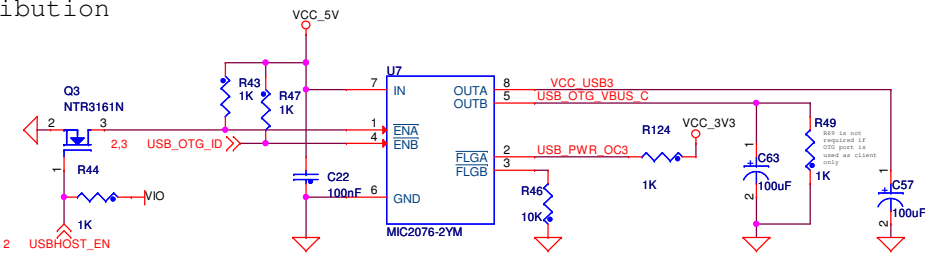
## USB 2.0 PORT 3



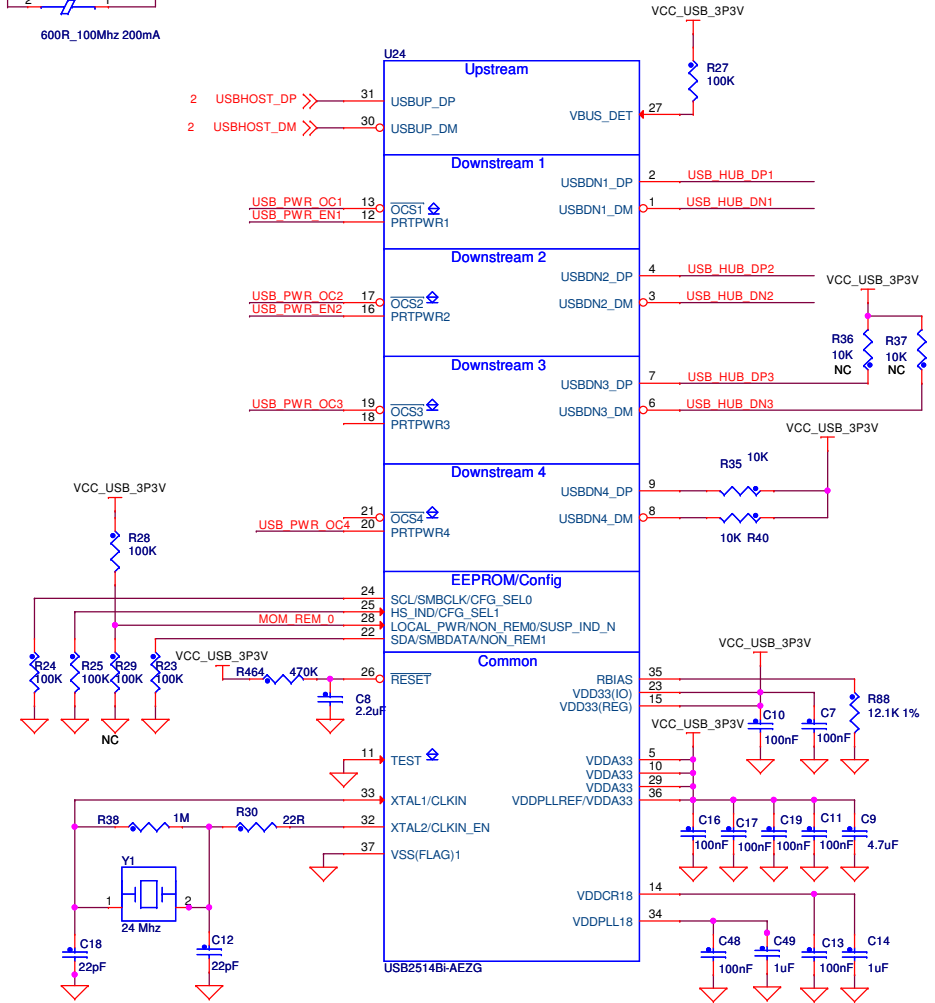
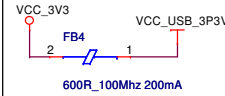
**LAYOUT NOTE:**  
 USB 2.0 Differential Pair, annotated with a ring around the pair. Follow USB 2.0 routing guidelines.  
 Length Match: +/- 100 mils  
 Differential Impedance: 90 ohms

Assembly option:  
 AM35xx dedicated USB HOST  
 DM3730 USB hub port 3

## Power Distribution



## USB 2.0 HUB

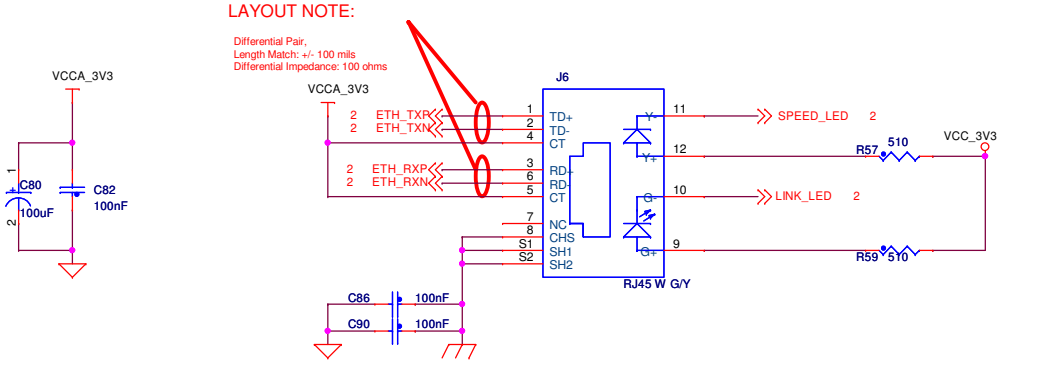


Title 4. USB2.0 OTG ,HOST ,HUB			
Size A3	Document Number VAR-AM35CustomBoard v2.21	Project VAR-AM35CustomBoard	Rev 2.3B
Designer: Sunday, December 04, 2011		Approved By: Sheet 4 of 8	

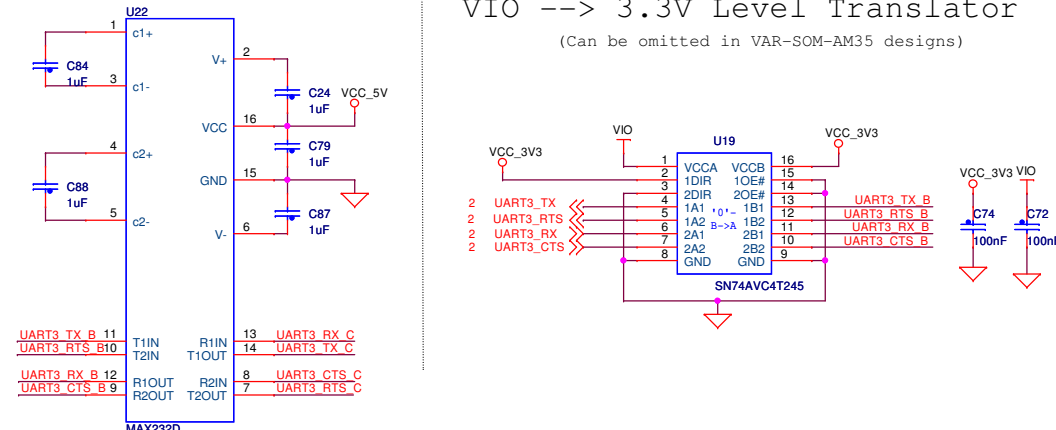


# 6. Audio / UART / Ethernet / SDIO / GPIO

## Ethernet

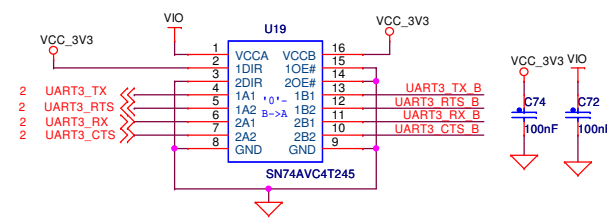


## RS-232 TRX

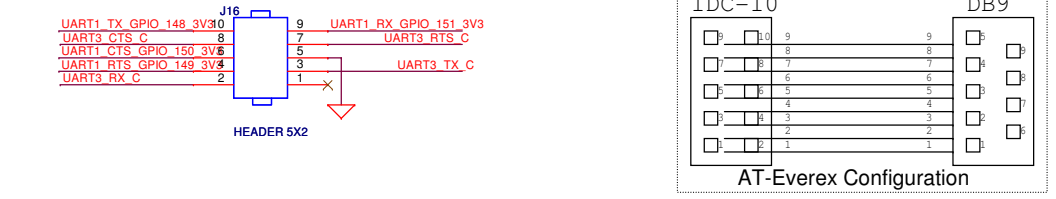


## VIO --> 3.3V Level Translator

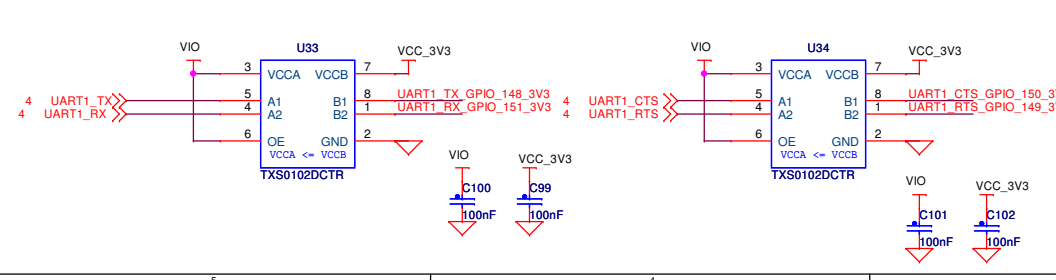
(Can be omitted in VAR-SOM-AM35 designs)



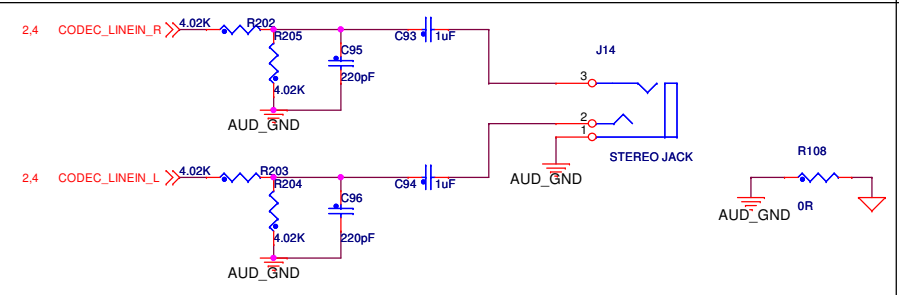
## Debug Connector



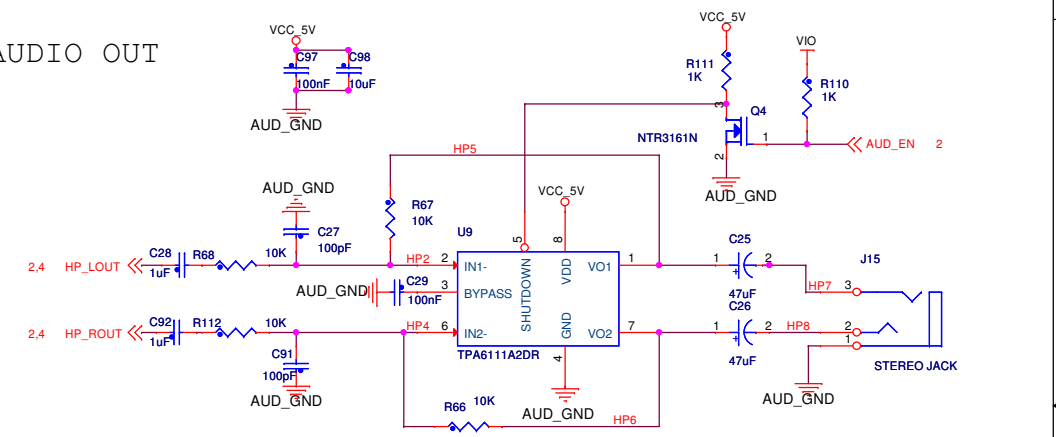
## GPIO/UART1 VIO <--> 3.3V Level Translator



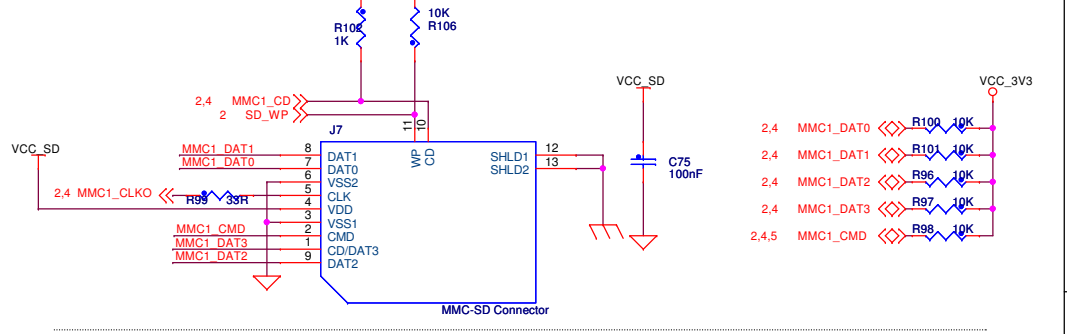
## AUDIO IN



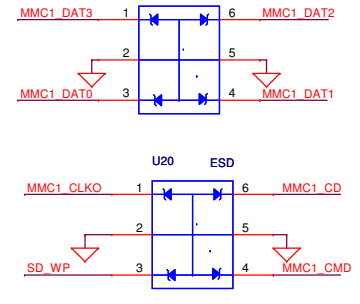
## AUDIO OUT



## SD-Card



## U18 ESD



## SD / MMC ESD protection


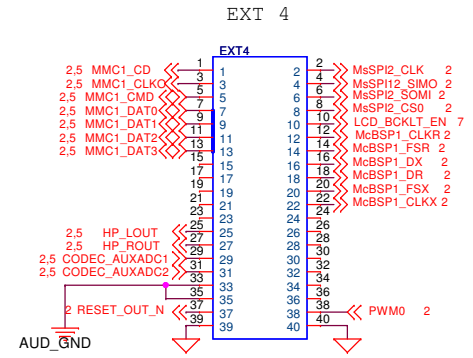
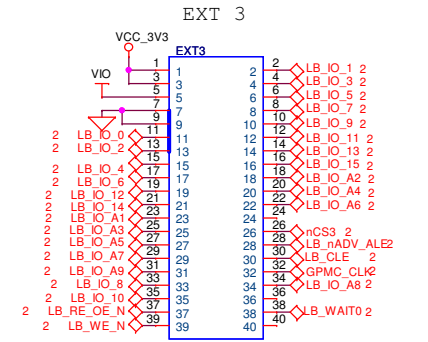
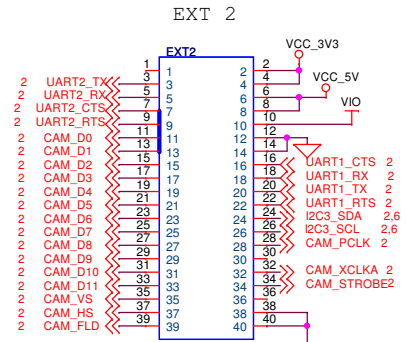
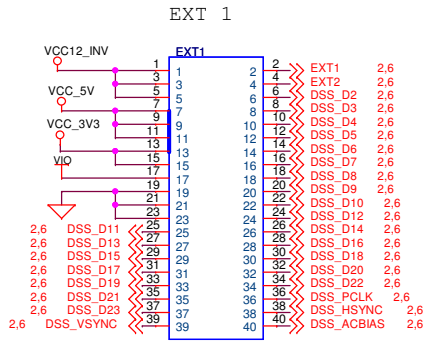
**Variscite**


Title: 6. Audio, UART, Ethernet, SDIO / GPIO

Size A3	Document Number VAR-AM35CustomBoard v2.2	Project VAR-AM35CustomBoard	Rev 2.3B
Designer: <Designer>	Approved By: <Approved By>		Sheet 6 of 8
Date: Sunday, December 04, 2011			

# 07 - Extension Connectors

# Mechanics

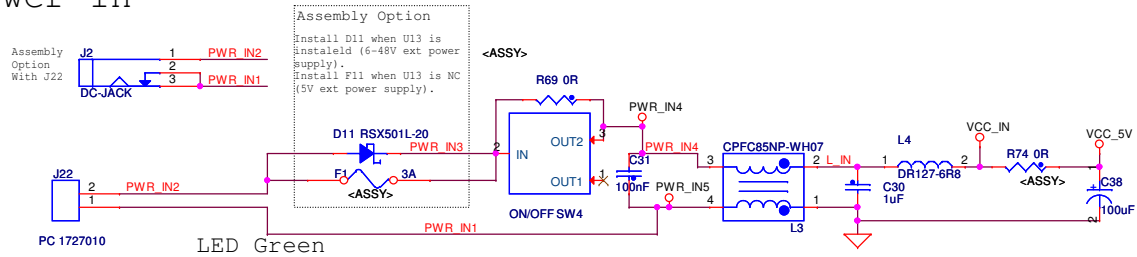




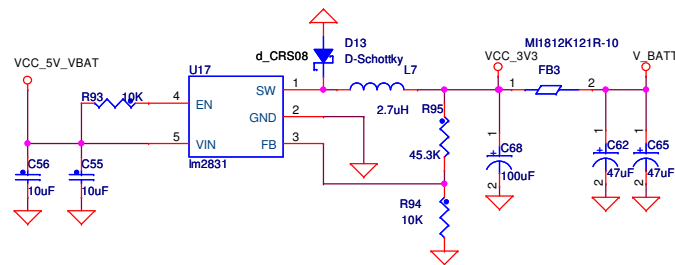
Title 7 - Extension Connectors			
Size A3	Document Number VAR-AM35CustomBoard v2.21	Project VAR-AM35CustomBoard	Rev 2.3B
Designer: <Designer>		Approved By: <Approved By>	
Date: Sunday, December 04, 2011		Sheet 7 of 8	

# 8. Power

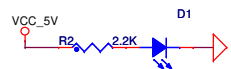
## Power In



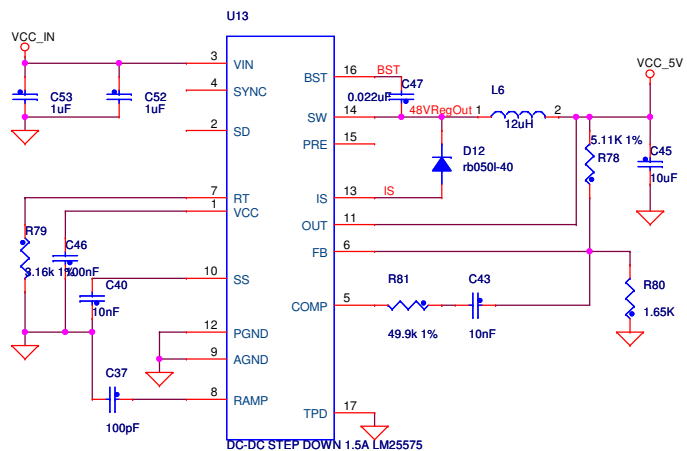
## 3.3v regulator



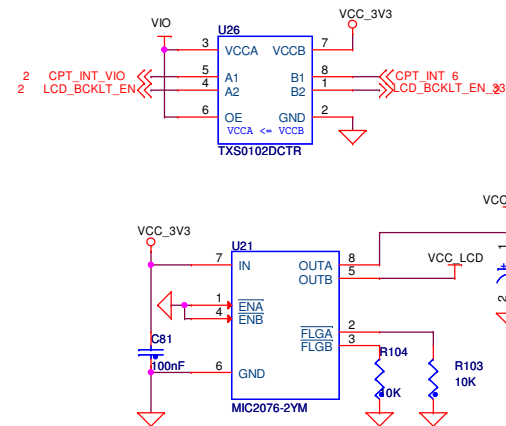
## Main Power LED



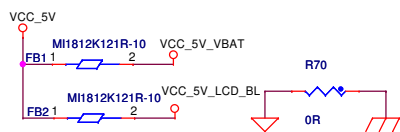
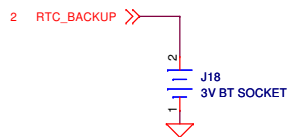
## 6-48v input regulator



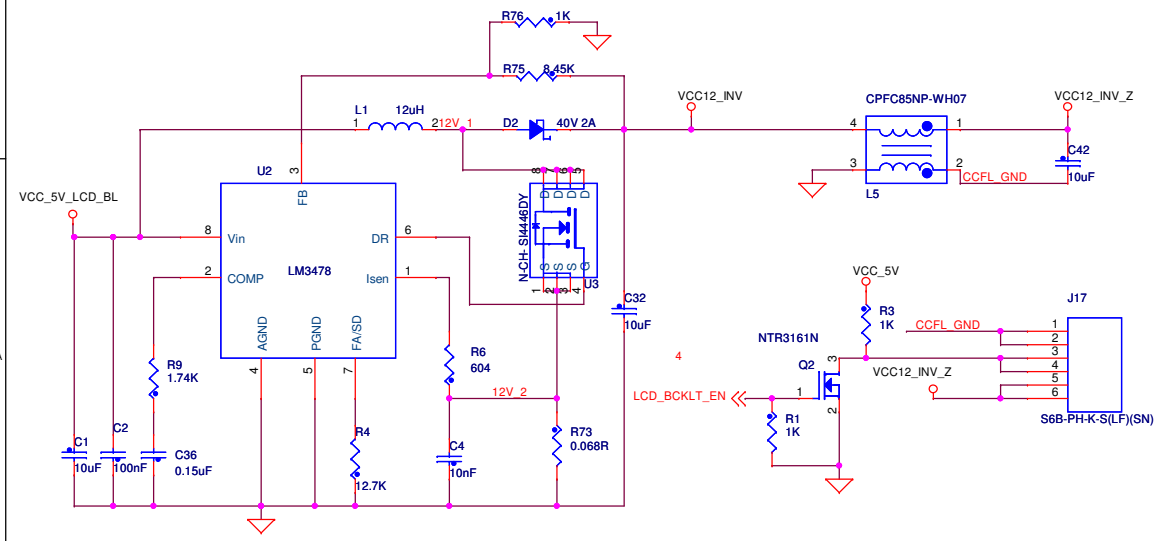
## SD card & LCD power supply



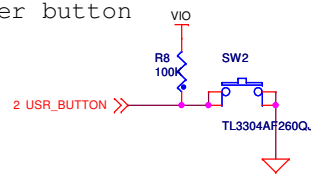
## RTC Backup Battery



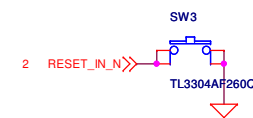
## 0.5A 12V Regulator for CCFL inverter



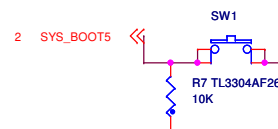
## User button



## Hard - Reset button



## Sys-boot select button



Title 8. Power			
Size A3	Document Number VAR-AM35CustomBoard v2.21	Project VAR-AM35CustomBoard	Rev 2.3A
Designer: Date: Sunday, December 04, 2011		Approved By: Sheet 8 of 8	